



श्री वाळासाहेब माने शिक्षण प्रसारक मंडळ, अंणप

## कॉलेज ऑफ एज्युकेशन (बी. एड.) पेठ वडगांव

(शिवाजी विद्यापीठ कोल्हापूर संलग्नित व एन. सी. टी. ई. भोपाळ मान्यता)

WRC/113110/61/2004/4323/July 2004 व नवीन मान्यता

WRC/OAPW0593/113110/2015/143103 dt. 31 May 2015

पेठ वडगांव - ४१६ ११२ ता. हातकणंगले जि. कोल्हापूर

प्र. प्राचार्य- आर. एल. निर्मळे

संस्थापक स्व. अशोकराव माने

अध्यक्ष- श्री विजयसिंह माने

जाचक क. समष्टि/२०२४-२२

दिनांक : २२/०४/२०२२

प्रति,

मा. प्राचार्य डॉ. ए. व्ही. भोसले

छत्रपती शिवाजी कॉलेज ऑफ एज्युकेशन रुकडी.

ता. हातकणंगले, जि. कोल्हापूर

विषय- आभार पत्र...

महोदय,

आमच्या महाविद्यालयात बी. एड. महाविद्यालयाचे विद्याविषयक लेखा परीक्षण करणेसाठी आपली शिवाजी विद्यापीठाने सदर कमिटीवर अध्यक्ष म्हणून नियुक्ती केली सदर कमिटीचे अध्यक्ष म्हणून आपण दिनांक २२.०४.२०२२ रोजी उपस्थित राहून महाविद्यालयाचे विद्याविषयक लेखा परीक्षण केलेवद्दल महाविद्यालय आपले आभारी आहे.

कळावे,

आपली विश्वासू

*Abasaheb*

*[Signature]*

प्र. प्राचार्य

कॉलेज ऑफ एज्युकेशन (बी. एड.)  
पेठ वडगांव, जि. कोल्हापूर.

## REPORT OF THE ACADEMIC AUDIT COMMITTEE



1. College Name: B.Ed. College PETH-VADGAON

Address: PETH-VADGAON, Tal : Hatkanangale, Dist : Kolhapur

Year of Establishment: 1986

Telephone: STD Code: 2302473234

Government Approval No: STC2286/601/SHIVAJI/VISHI-2

Date: 01-09-1986

Fax:

E Mail ID: amcebed1986@gmail.com

Web Site: www.amcoe.in

Type of Institute / College: CO-Education

Location: Semi-Urban

Status of University affiliation:

UGC 2F Approval: No

UGC 12B Approval: No

NAAC Accreditation year & Grade: NACC Grade C 20-MAY-05 - 19-MAY-10

NBA Accreditation year & Grade:

NIRF ranking: NIRF 01-JAN-01 - 01-JAN-01

Government approval status: Unaided/Non-Grantable

Name of the Principal of the College: Principal --- --- ---

### 2. Name Of Trust / Society

Names of Trust/Society: Shri Balasaheb Mane Shikshan Prasarak Mandal, Ambap

Address: A/P-AMBAP TAL-HATKANANGALE Dist: Kolhapur

Year of establishment: 1980

Telephone Std Code: 2302407780

Fax: 2302407750

E mail ID: bmspmcampas@gmail.com

Web site Address: www.amgkolhapur.com

### 3. Name Of Academic Audit Committee Members

Sr.No.	Name Of The Members	Designation	Address
1	Sorte S.K.	Member	A/P- Islampur
2	Smt.Mujawar A.S.	Member	A/P- Ichalkarnji
3	shritode V.L.	Member	A/P- Peth Vadgaon
4	Shri Sorte S.K.	Member	A/P- Islampur
5	Dr.M.V.Surve	Member	A/P- Ashta Tal- Walwa Dist- Sangli
6	Smt.R.L.Nirmale	Chairman	A/P- Ghoswad Tal- Shirol Dist- Kolhapur

### 4. Member who interacted with the committee

Sr.No.	Type of Member	Member Name	Remark
1	Principal	Smt Nirmale R L	Yes
2	IQAC Member	Dr M V Surve	yes
3	Student Council	Kothavale Ashwini	yes
4	Teaching Staff	Smt. Shritode V L	yes
5	Teaching Staff	Smt Mujawar A S	yes
6	Teaching Staff	Shri Sorte S K	yes
7	Non-Teaching Staff	Shri Chavan R R	yes

### Details of programs offered by the College ( Give data for Current Academic Year)

S.N	Program Level	Name of the Program / Course	Part	Duration	Entry Qualification	Medium of Instruction	Approval Type	Sanctioned /approved student strength	No. of students admitted	Govt. approval letter for college
1	Bachelor Degree	BACHELOR OF EDUCATION	1	2		Marathi	Permanent Non-Grantable	55	55	STC2286/81 186/SHIVA /VISHI-2
2	Bachelor Degree	BACHELOR OF EDUCATION	2	2		Marathi	Permanent Non-Grantable	55	51	STC2286/81 186/SHIVA /VISHI-2

Does the College offer Self-Financed Program	No	0
New programs introduced in the college during the years, if any	No	0



List the Academic departments

Faculty / Branches	Name of the Department	UG	PG	Research
Interdisciplinary Studies	COLLEGE OF EDUCATION RED PETH VADGAON	Yes	No	Yes

Furnish the number of the students admitted to the college during the last Five academic years.  
(Including Grantable & Non Grantable)

Categories	UG														
	Year 1			Year 2			Year 3			Year 4			Year 5		
	M	F	Trans	M	F	Trans	M	F	Trans	M	F	Trans	M	F	Trans
GEN/OPEN	9	11	0	17	25	0	25	38	0	16	17	0	15	13	0
SC	4	2	0	4	5	0	2	4	0	1	3	0	4	2	0
ST	0	0	0	0	0	0	0	0	0	0	0	0	0	1	0
OBC	3	5	0	3	4	0	1	2	0	3	5	0	3	6	0
VJ(A)	0	0	0	0	0	0	0	0	0	1	1	0	1	1	0
NT(B)	0	0	0	0	0	0	0	0	0	0	0	0	0	1	0
NT(C)	0	0	0	0	0	0	0	0	0	1	2	0	1	1	0
NT(D)	0	0	0	0	0	0	0	0	0	0	0	0	0	1	0
SEBC	0	0	0	0	0	0	0	0	0	0	0	0	0	0	0
EWS	0	0	0	0	0	0	0	0	0	2	1	0	1	4	0
TOTAL	16	18	0	24	34	0	28	44	0	24	29	0	25	30	0

Furnish the number of the students admitted to the college during the last Five academic years.  
(Including Grantable & Non Grantable)

Categories	PG														
	Year 1			Year 2			Year 3			Year 4			Year 5		
	M	F	Trans	M	F	Trans	M	F	Trans	M	F	Trans	M	F	Trans
TOTAL															

### Details on Students Enrollment in the College during the Current Academic Year

Type of Students	UG	PG	M.Phil	Ph.D.	Total Students
Students from the same state where the college is located	0				0
Students from other state of india	0				0
NRI Students	0				0
Foreign Students	0				0

### Course wise Faculty Information

Sr. No	Name of Faculty Member	Designation	Subject	Cast Category	Date of First Appointment	University Approval Letter #
1	Dr.MEENA VASANTRAO SURVE	ASSTT. PROFESSOR	Education	Open	01-10-2001	Aff/T-3/S19/F-1 38 NO3556-18/6/ 2014
2	SHRI DR.T.M.PATIL		Education	Open		
3	SMT.J.A.MAJGAONKAR		Education	Open		
4	SMT.REKHA LAXMAN NIRMALE	ASSTT. PROFESSOR	Marathi	SCHDULE CASTE	01-06-2005	Affiliation/T-5/A AAS/1274/DAT E-19/03/2012

### Research Information

1.	No.of M.Phil and Ph.D Faculty Member.	M.Phil	1
		Ph.D.	1
2.	No.of Students Completed M.Phil/Ph.D under the guidance of faculty Members in College/Deparment in last one year	M.Phil	1
		Ph.D.	3
3.	Information Regarding Research Papers Presented/Published on University/State/National/International level in last	National	18
		International	6
4.	No.of Major/Minor research Projects in last one Academic Year	In Progress	0
		Completed	0



## Infrastructure Information

Sr.No.	Criteria	Marks Allotted	Observation	Marks Obtained
	<b>Class rooms</b>			
1	Adequate well furnished class rooms as per University/Apex body norms ·Required No 2 ·Available No 2 ·√ Adequate (10) Marks ·Less than Adequate (5) Marks ·Not Adequate (0) Marks	10	Yes	10
2	Virtual Classroom with utilization ·√ If Yes (2) Marks ·No (0) Marks	2	Yes	2
3	Number of classrooms with ICT Facilities ·√ Above 50% facilities (5) Marks ·More than 25% facilities (3) Marks ·More than 10 % (2) Marks	5	Yes	5
	<b>Laboratories</b>			
1	No. and Size of Laboratories as per University Norms/Apex body ·Required No ·Available No ·√ Adequate (5) Marks ·Less than Adequate (3) Marks ·Not Adequate (0) Marks	5	Yes	5
2	Laboratory equipments available as per University /Apex body norms ·√ Adequate (5) Marks ·Less than Adequate (3) Marks ·Not Adequate (0) Marks	5	Yes	5
3	Computers available as per University/Apex body Norms ·√ Adequate (5) Marks ·Less than Adequate (3) Marks ·Not Adequate (0) Marks	5	Yes	5
	<b>Library</b>			
1	Books in the library (1:5 Students: Books) (For Professional Course, as decided by the apex bodies) ·√ A) Reference Text Books (3) Marks ·√ B) Periodicals (1) Marks ·√ C) News papers (1) Marks	5	Yes	5
2	Journals ·√ i. International (Two each) (2) Marks ·√ ii. National (Two each) (2) Marks ·iii. E journals (Two each) (1) Marks	5	Yes	4
3	Digital Library Facilities: (E Journals /CD's/ DVD's/ Infinitel/ Delnet etc. ) ·□ Adequate (5) Marks ·√ □ Sufficient (3) Marks ·□ Insufficient (0) Marks	5	Yes	3
4	- ·√ Internet Facility provided to staff & utilization (2) Marks	2	Yes	2

5	- ·√ Internet Facility for student with time table & utilization (2) Marks	2	Yes	2
6	- ·Book Bank Facility (2) Marks	2	No	0
7	Library is automated ·Fully automated (5) Marks ·√ Partially automated (3) Marks	5	Yes	3
8	Reading Room ·√ A) Student (3) Marks ·√ B) Faculty (1) Marks	4	Yes	4
9	Budget allocated for purchase of books and journals during the year ·√ A) 2% or more than 2% of total budget excluding salary (3) Marks ·B) Up to 2% of total budget excluding salary (1) Marks	3	Yes	3
<b>Faculty</b>				
1	No. of required Teaching Faculty ·A. 100% Appointment- (14) Marks ·√ B. 76% to 99% Appointment- (10) Marks ·C. 51% to 75% Appointment (8) Marks ·D. Below 50% Appointment- (0) Marks	14	Yes	10
2	- ·√ Faculties deputed / sponsored for the improvement of academic qualification during last year. (3) Marks	3	Yes	3
<b>Sports</b>				
1	Gymkhana (with All Facilities) ·√ A) Separate Room -- (2) Marks ·√ B) Indoor - (2) Marks ·√ C) Outdoor (2) Marks	6	Yes	6
2	Well Equipped Playground ·√ A) Own - (4) Marks ·B) Rented - (2) Marks ·C) On contract basis (1) Marks	4	Yes	4
<b>Curricular and extracurricular activities</b>				
1	- ·1. Separate room for N.S.S. (2) Marks ·2. Separate room for N.C.C (2) Marks	4	No	0
2	Facilities for extracurricular & Cultural ·√ Activities (4) Marks ·Adequate (3) Marks ·Sufficient (2) Marks	4	Yes	4

Laboratory and Laboratory equipments are not applicable to the college/Department, then consider 90 Marks for Input and convert it accordingly

Grade :-

81% and Above = A+

71% to 80% = A

61% to 70% = B

51% to 60% = C


50% and Below = D

Total Marks :- 100.00

Mark's of obtained :- 85.00

Percentage Of marks :- 85.00%

Grade :- A+

  
**I/C Principal**  
College of Education (B.Ed.)  
Peth Vadgaon, Kolhapur



## B:Process (300 Marks)


Sr.No.	Criteria	Marks Allotted	Observation	Marks Obtained
	<b>Teaching-Learning and Evaluation -</b>			
1	The Institution assesses the learning levels of the students, after admission and organizes special programs for advanced learners and slow learners <ul style="list-style-type: none"> <li>·√ Advanced Learners Program : (5) Marks</li> <li>·√ Slow Learners Program : (5) Marks</li> </ul>	10	Yes	10
2	Student centric methods, such as experiential learning, participative learning and problem solving methodologies etc. are used for enhancing learning experiences (02 Marks for each method --	30	Yes	30
3	Percentage of teachers using ICT for effective teaching with Learning Management Systems (LMS), E-learning resources etc <ul style="list-style-type: none"> <li>·96 % to 100% Teachers (20) Marks</li> <li>·√ 76 % to 95 % Teachers (15) Marks</li> <li>·51% to 75 % Teachers (10) Marks</li> <li>·26 % to 50 % Teachers (5) Marks</li> <li>·25 % &amp; Less Teachers (2) Marks</li> </ul>	20	Yes	15
4	Ratio of mentor to students for academic and stress related issues (Total Teacher : Total Students) (Mentor : Mentee) <ul style="list-style-type: none"> <li>·√ Mentor: Mentee Ratio (1:50) - (5) Marks</li> <li>·Mentor: Mentee Ratio (1:75) - (3) Marks</li> <li>·Mentor: Mentee Ratio (1:100 &amp; Above) - (2) Marks</li> </ul>	5	Yes	5
5	Number of capability enhancement and development schemes <ul style="list-style-type: none"> <li>·A. Guidance for competitive examinations</li> <li>·B. Career Counseling</li> <li>·C. Soft skill development</li> <li>·D. Remedial coaching</li> <li>·E. Language lab</li> <li>·F. Bridge courses</li> <li>·G. Yoga and Meditation</li> <li>·H. Personal Counseling</li> <li>·I. Brain Storming</li> <li>·J. Any other</li> <li>·√ 10 or more of the above (20) Marks</li> <li>·Any 6 of the above (16) Marks</li> <li>·Any 5 of the above (12) Marks</li> <li>·Any 4 of the above (8) Marks</li> <li>·Any 3 of the above (4) Marks</li> </ul>	20	Yes	20
6	The Institution ensures effective curriculum delivery through a well planned and documented process <ul style="list-style-type: none"> <li>·√ □ Teaching Plan – (2) Marks</li> <li>·√ □ Departmental meeting record for distribution of workload, timetable etc.- (1) Marks</li> <li>·√ □ Feedback- (2) Marks</li> </ul>	5	Yes	5
7	Augmentation of Physical Infrastructure like classrooms, laboratories, library, computer equipments, etc. during the year	5	Yes	3
8	Upgradation on Laboratory equipments during the year	5	Yes	3



9	Expenditure for purchase of books & Journals, CD's DVD's etc. during the year.	3	Yes	
10	Expenditure for e-journals and online library during the year.	2	Yes	
11	New Courses introduced of the total number of courses across all Programs offered during the year. ·Above 5 (10) Marks ·√ Between 3 to 5 (5) Marks ·Below 3 (3) Marks	10	Yes	5
12	Number of value-added courses imparting transferable and life skills offered during the year ·√ 100% Departments with at least one Value added Course (20) Marks ·76 % to 95 % (15) Marks ·51% to 75 % (10) Marks ·26 % to 50 % (5) Marks ·25 % & below (2) Marks	20	Yes	20
13	Institution has created an eco system for innovations including Incubation centre and other initiatives for creation and transfer of knowledge ·√ <input type="checkbox"/> Established Incubation centre - (3) Marks ·√ <input type="checkbox"/> Institution has created an eco system and Other initiatives for creation and transfer of knowledge - (2) Marks	5	Yes	5
14	Number of functional MoUs with institutions of National, International importance, other Universities, Industries, Corporate Houses etc. during the year (1 Mark for one functional MoU ) (Maximum 10 Marks) ·MoUs with institutions of national, international importance ·MoUs with Other Universities ·MoUs with Industries & Corporate Houses	10	Yes	10
15	Number of linkages for faculty exchange, student exchange, internship, field trip, onthe-job training, research, etc during the year (1 Mark for each activity) ·Number of linkages for faculty exchange ·Number of linkages for student exchange ·Number of linkages for internship ·Number of linkages for field trip ·Number of linkages for on-the-job training ·Number of linkages for research etc	10	Yes	10
16	Percentage of students undertaking field projects / internships ·√ 76% to 100% (10) Marks ·51% to 75% (5) Marks ·1% to 50% (3) Marks	10	Yes	10
17	Participation of College in different sports events of the university during last year. (Per Sport activity 1 Mark)	10	Yes	5
18	Organization & Participation Technical Quiz / Seminar / Paper presentation /Project competition / Cultural events during last year (Per Event 1 Mark)	10	Yes	10
19	Number of extension and outreach programs conducted in collaboration with industry, community and Non - Government Organizations through NSS/NCC/Red cross/YRC etc., during the year (Number of extension and outreach programs conducted) (1 Mark per activity)	10	No	0



20	Percentage of students participating in extension activities with Government Organizations, Non-Government Organizations and programs such as Swachh Bharat, Aids Awareness, Gender Issue, etc. during the year ·1% to 25% (4) Marks ·26 % to 50% (10) Marks ·51 to 75% (12) Marks ·√ 76% to 100% (15) Marks	15	Yes	15
21	Use of Learning Management System	5	Yes	5
22	Contribution in Lead College Scheme ·√ By college as Participant (5) Marks ·By College as Conducting authority (3) Marks	5	Yes	5
23	Contribution in SUK Journals	5	Yes	2
24	No. of Faculty Members assisted for university assessment Total Answer book by each faculty member ·√ Assessed more than 50% their students admitted in college (5) Marks ·Assessed less than 50% their students admitted in college (3) Marks ·Assessed exactly admitted students in their college (2) Marks	5	Yes	5
25	Participation in Cultural Programme ·International Level/National Level (3) Marks ·√ State Level & University Level (2) Marks	5	Yes	2
26	Participation of University sponsored schemes at college level	5	Yes	5
	<b>Research -</b>			
1	Financial Assistance provided from college to faculty for research	5	Yes	5
2	Organizing workshops / seminars for inculcating research habits amongst teachers	5	Yes	5
3	Incubation centers in the Institutions	3	Yes	2
4	Leave and other incentives provided to teachers for research	3	Yes	2
5	The teachers benefited under FIP scheme of UGC during last three year.	5	No	0
6	Workshops / seminars organized during last three years for inculcating research habits amongst students	3	Yes	3
7	Research competitions, quiz etc. organized for students during last three years	5	Yes	5
8	Motivation for participation to students in research events like Avishkar etc.	3	Yes	3
9	Financial assistants provided to students for research activities from the institution	5	Yes	2
10	Participation in SUK sponsor research Scheme	5	Yes	1
11	Prospective Plans achieved by the College	2	Yes	1
	<b>Sports -</b>			
1	Sports Scholarship / Financial assistance provided to students.	3	No	0
2	Extra coaching provided to sportsman for particular Sports.	3	Yes	2
3	Financial assistant for dietary food, travelling etc. to sports students.	3	Yes	2
4	Organized workshops / Seminars for sports students.	2	Yes	2





Grade :-

81% and Above = A+

71% to 80% = A

61% to 70% = B

51% to 60% = C

50% and Below = D

Total Marks :- 300.00

Mark's of obtained :- 245.00

Percentage Of marks :- 81.67%

Grade :- A+



I/C Principal  
College of Education (B.Ed.)  
Peth Vadgaon, Kolhapur

# C:Output (100 Marks)



Sr.No.	Criteria	Marks Allotted	Observation	Marks Obtained
1	Average result of final year of last year. ·√ 91% to 100% Result (10) Marks ·81% to 90 % Result (8) Marks ·71% to 80% Result (6) Marks ·61% to 70% Result (4) Marks ·60% & Below Result (2) Marks	10	Yes	10
2	No. of students passed in first class and above in final year(last year) ·√ 71% to 100 % (5) Marks ·51% to 70 % (3) Marks ·26% to 50 % (2) Marks ·25% to 1 % (1) Marks	5	Yes	5
3	No. of students in University merit list in final year (last year) (1 Mark for each student in Merit List) (Maximum 5 Marks)	5	No	0
4	Percentage of student progression to higher education (previous graduating batch) A. UG to PG/ B. PG to M. Phil./Ph. D; C. PhD to Post doctoral: ·√ 61% to 100% (5) Marks ·41% to 60% (4) Marks ·21% to 40% (3) Marks ·20% & Less (2) Marks	5	Yes	5
5	Percentage of students qualifying in state/ national/ International level examinations during the year (e.g.: NET/SLET/GATE/ GMAT/ CAT/ GRE/TOEFL/Civil Services/State government examinations) ·No of appeared students ·No of Qualified students ·√ Above 2% (of appeared students) (5) Marks ·Less than 2% (of appeared students)- (2) Marks	5	Yes	5
6	Percentage of placement of outgoing students during the last year Name of the employer with contact details Number of students placed Name of the employer with contact details Number of students placed  ·31 % To 100% (5) Marks ·√ 21 to 30% (3) Marks ·11 to 20 % (2) Marks ·1 to 10% (1) Marks	5	Yes	3
7	Number of research papers published in the Journals notified on UGC website during the years (ISSN Only- (Total Papers ÷ Total Teachers) ×100  ·No of Paper published ·Per teacher Three Papers-76 % to 100 % (10) Marks ·√ Per teacher Two Papers - 51% to 75 % (8) Marks ·Per teacher One Paper - 26 % to 50 % (5) Marks ·Per teacher Below One Paper – 1% to 25% (2) Marks	10	Yes	8



8	Books and chapters in edited volumes / books published, and papers in national / international conference-proceedings per teacher during the year (ISBN / ISSN Only) ·Number of papers Published in Proceeding during Year:- ( 1 Mark per Paper, Maximum 5 Marks) ·Number of Books Published during Year :- (1 Mark Per Book, Maximum 5 Marks) ·Chapters in books Published during Year :- ( 0.5 Mark Per Chapter, Maximum 5 Marks)	15	Yes	10
9	No. of faculty members presented papers in symposium / workshop / conference / seminar in last year.(1 Mark per Paper, Maximum 5 Marks)	5	Yes	5
10	No. of Faculties contributed as resource persons at QIP/symposium /workshop / conference / seminar in last year. (1 Mark per Resource Person, Maximum 5 Marks)	5	Yes	5
11	No. of Students Completed M. Phil/Ph. D under the guidance of faculty Members in College. (1 Mark per Student, Maximum 5 Marks)	5	Yes	2
12	No. of Major/Minor Research Projects undertaken by faculty. (1 Mark per Project, Maximum 5 Marks)	5	Yes	1
13	Number of awards and recognition received by faculty from Government /recognized bodies during the year (1 Mark per Award/Recognitions) Total Number of Awards & Recognitions :	5	Yes	5
14	Number of awards/medals for outstanding performance in sports/cultural activities at university/state/national/international level etc. (award for a team event should be counted as one) during the year ·International (Sports/ Cultural) (3) Marks ·National (Sports/ Cultural) (2) Marks	5	No	0
15	Sports Scholarship received by the college during last year.	5	No	0
16	Percentage of students benefitted by Vocational Education and Training (VET)/Skill education/professional education during the year ·51 to 100% (5) Marks ·26 to 50% (3) Marks ·1% to 25 % (2) Marks	5	Yes	3

Grade :-

81% and Above = A+

71% to 80% = A

61% to 70% = B

51% to 60% = C


50% and Below = D

Total Marks :- 100.00

Mark's of obtained :- 67.00

Percentage Of marks :- 67.00%

Grade :- B

  
I/C Principal  
College of Education (B.Ed.)  
Peth Vadgaon, Kolhapur

)  
**Member**  
Sorte S.K.


)  
**Member**  
Smt.Mujawar A.S.

( )  
**Member**  
shritode V.L.

( )  
**Member**  
Shri Sorte S.K.

( )  
**Member**  
Dr.M.V.Surve

( )  
**Chairman**  
Smt.R.L.Nirmale

  
**I/C Principal**  
College of Education (B.Ed.)  
Peth Vadgaon, Kolhapur



## Infrastructure Information

Sr.N	Criteria	Marks Allotted	Observation	Marks Obtained	Committee Marks
	<b>Class rooms</b>				
1	Adequate well furnished class rooms as per University/Apex body norms ·Required No 2 ·Available No 2 ·√ Adequate (10) Marks ·Less than Adequate (5) Marks ·Not Adequate (0) Marks	10	Yes	10	10
2	Virtual Classroomwith utilization ·√ If Yes (2) Marks ·No (0) Marks	2	Yes	2	2
3	Number of classrooms with ICT Facilities ·√ Above 50% facilities (5) Marks ·More than 25% facilities (3) Marks ·More than 10 % (2) Marks	5	Yes	5	5
	<b>Laboratories</b>				
1	No. and Size of Laboratories as per University Norms/Apex body ·Required No ·Available No ·√ Adequate (5) Marks ·Less than Adequate (3) Marks ·Not Adequate (0) Marks	5	Yes	5	5
2	Laboratory equipmentsavailable as per University /Apex body norms ·√ Adequate (5) Marks ·Less than Adequate (3) Marks ·Not Adequate (0) Marks	5	Yes	5	5
3	Computers availableas per University/Apex body Norms ·√ Adequate (5) Marks ·Less than Adequate (3) Marks ·Not Adequate (0) Marks	5	Yes	5	5
	<b>Library</b>				
1	Books in the library (1:5 Students: Books) (For Professional Course, as decided by the apex bodies) ·√ A) Reference Text Books (3) Marks ·√ B) Periodicals (1) Marks ·√ C) News papers (1) Marks	5	Yes	5	4
2	Journals ·√ i. International (Two each) (2) Marks ·√ ii. National (Two each) (2) Marks ·iii. E journals (Two each) (1) Marks	5	Yes	4	3
3	Digital Library Facilities: (E Journals /CD's/ DVD's/ Infinite/ Delnet etc. ) ·□ Adequate (5) Marks ·√ □ Sufficient (3) Marks ·□ Insufficient (0) Marks	5	Yes	3	3
4	-	2	Yes	2	2

Sr.N	Criteria	Marks Allotted	Observation	Marks Obtained	Committee Marks
5	<input checked="" type="checkbox"/> Internet Facility for student with time table & utilization (2) Marks	2	Yes	2	2
6	<input checked="" type="checkbox"/> Book Bank Facility (2) Marks	2	No	0	2
7	Library is automated <input checked="" type="checkbox"/> Fully automated (5) Marks <input checked="" type="checkbox"/> Partially automated (3) Marks	5	Yes	3	0
8	Reading Room <input checked="" type="checkbox"/> A) Student (3) Marks <input checked="" type="checkbox"/> B) Faculty (1) Marks	4	Yes	4	4
9	Budget allocated for purchase of books and journals during the year <input checked="" type="checkbox"/> A) 2% or more than 2% of total budget excluding salary (3) Marks <input checked="" type="checkbox"/> B) Up to 2% of total budget excluding salary (1) Marks	3	Yes	3	3
<b>Faculty</b>					
1	No. of required Teaching Faculty <input checked="" type="checkbox"/> A. 100% Appointment- (14) Marks <input checked="" type="checkbox"/> B. 76% to 99% Appointment- (10) Marks <input checked="" type="checkbox"/> C. 51% to 75% Appointment (8) Marks <input checked="" type="checkbox"/> D. Below 50% Appointment- (0) Marks	14	Yes	10	14
2	<input checked="" type="checkbox"/> Faculties deputed / sponsored for the improvement of academic qualification during last year. (3) Marks	3	Yes	3	0
<b>Sports</b>					
1	Gymkhana (with All Facilities) <input checked="" type="checkbox"/> A) Separate Room – (2) Marks <input checked="" type="checkbox"/> B) Indoor - (2) Marks <input checked="" type="checkbox"/> C) Outdoor (2) Marks	6	Yes	6	6
2	Well Equipped Playground <input checked="" type="checkbox"/> A) Own - (4) Marks <input checked="" type="checkbox"/> B) Rented - (2) Marks <input checked="" type="checkbox"/> C) On contract basis (1) Marks	4	Yes	4	4
<b>Curricular and extracurricular activities</b>					
1	<input checked="" type="checkbox"/> 1. Separate room for N.S.S. (2) Marks <input checked="" type="checkbox"/> 2. Separate room for N.C.C (2) Marks	4	No	0	0
2	Facilities for extracurricular & Cultural <input checked="" type="checkbox"/> Activities (4) Marks <input checked="" type="checkbox"/> Adequate (3) Marks <input checked="" type="checkbox"/> Sufficient (2) Marks	4	Yes	4	4

Laboratory and Laboratory equipments are not applicable to the college/Department, then consider 90 Marks for input and convert it accordingly

Grade :-

81% and Above = A+

71% to 80% = A

61% to 70% = B

College Marks

Committee Mark

Total Marks :- 100.00

Mark's of obtained :- 85.00

83.00

Patel  
 22nd April 2022  
 Dr. V. V. Padi  
 Jaywant Mahavidyalaya, Ichalkar  
 Dr. P. E. Bhosale A. V.  
 Shivaji college of education, Palkadi



## B: Process (300 Marks)

Sr.N	Criteria	Marks Allotted	Observation	Marks Obtained	Committee Marks
	<b>Teaching-Learning and Evaluation -</b>				
1	The institution assesses the learning levels of the students, after admission and organizes special programs for advanced learners and slow learners <input checked="" type="checkbox"/> <b>Advanced Learners Program : (5) Marks</b> <input checked="" type="checkbox"/> <b>Slow Learners Program : (5) Marks</b>	10	Yes	10	10
2	Student centric methods, such as experiential learning, participative learning and problem solving methodologies etc. are used for enhancing learning experiences (02 Marks for each method -	30	Yes	30	30
3	Percentage of teachers using ICT for effective teaching with Learning Management Systems (LMS), E-learning resources etc ·96 % to 100% Teachers (20) Marks <input checked="" type="checkbox"/> <b>76 % to 95 % Teachers (15) Marks</b> ·51% to 75 % Teachers (10) Marks ·26 % to 50 % Teachers (5) Marks ·25 % & Less Teachers (2) Marks	20	Yes	15	20
4	Ratio of mentor to students for academic and stress related issues (Total Teacher : Total Students) (Mentor : Mentee) <input checked="" type="checkbox"/> <b>Mentor: Mentee Ratio (1:50) - (5) Marks</b> ·Mentor: Mentee Ratio (1:75) - (3) Marks ·Mentor: Mentee Ratio (1:100 & Above) - (2) Marks	5	Yes	5	5
5	Number of capability enhancement and development schemes  ·A. Guidance for competitive examinations ·B. Career Counseling ·C. Soft skill development ·D. Remedial coaching ·E. Language lab ·F. Bridge courses ·G. Yoga and Meditation ·H. Personal Counseling ·I. Brain Storming ·J. Any other <input checked="" type="checkbox"/> <b>10 or more of the above (20) Marks</b> ·Any 6 of the above (16) Marks ·Any 5 of the above (12) Marks ·Any 4 of the above (8) Marks ·Any 3 of the above (4) Marks	20	Yes	20	20
6	The Institution ensures effective curriculum delivery through a well planned and documented process <input checked="" type="checkbox"/> <b>Teaching Plan – (2) Marks</b> <input checked="" type="checkbox"/> <b>Departmental meeting record for distribution of workload, timetable etc.- (1) Marks</b> <input checked="" type="checkbox"/> <b>Feedback- (2) Marks</b>	5	Yes	5	5
7	Augmentation of Physical Infrastructure like classrooms, laboratories, library, computer equipments, etc. during the year	5	Yes	3	3
8	Upgradation on Laboratory equipments during the year	5	Yes	3	3

Sr.N	Criteria	Marks Allotted	Observation	Marks Obtained	Committee Marks
10	Expenditure for e-journals and online library during the year.	2	Yes	2	2
11	New Courses introduced of the total number of courses across all Programs offered during the year. ·Above 5 (10) Marks ·√ Between 3 to 5 (5) Marks ·Below 3 (3) Marks	10	Yes	5	0
12	Number of value-added courses imparting transferable and life skills offered during the year ·√ 100% Departments with at least one Value added Course (20) Marks ·76 % to 95 % (15) Marks ·51% to 75 % (10) Marks ·26 % to 50 % (5) Marks ·25 % & below (2) Marks	20	Yes	20	20
13	Institution has created an eco system for innovations including Incubation centre and other initiatives for creation and transfer of knowledge ·√ <input type="checkbox"/> Established Incubation centre - (3) Marks ·√ <input type="checkbox"/> Institution has created an eco system and Other initiatives for creation and transfer of knowledge - (2) Marks	5	Yes	5	5
14	Number of functional MoUs with institutions of National, International importance, other Universities, Industries, Corporate Houses etc. during the year (1 Mark for one functional MoU ) (Maximum 10 Marks) ·MoUs with institutions of national, international importance ·MoUs with Other Universities ·MoUs with Industries & Corporate Houses	10	Yes	10	5
15	Number of linkages for faculty exchange, student exchange, internship, field trip, on-the-job training, research, etc during the year (1 Mark for each activity) ·Number of linkages for faculty exchange ·Number of linkages for student exchange ·Number of linkages for internship ·Number of linkages for field trip ·Number of linkages for on-the-job training ·Number of linkages for research etc	10	Yes	10	10
16	Percentage of students undertaking field projects / internships ·√ 76% to 100% (10) Marks ·51% to 75% (5) Marks ·1% to 50% (3) Marks	10	Yes	10	10
17	Participation of College in different sports events of the university during last year. (Per Sport activity 1 Mark)	10	Yes	5	1
18	Organization & Participation Technical Quiz / Seminar / Paper presentation / Project competition / Cultural events during last year (Per Event 1 Mark)	10	Yes	10	10
19	Number of extension and outreach programs conducted in collaboration with industry, community and Non - Government Organizations through NSS/NCC/Red cross/YRC etc., during the year (Number of extension and outreach programs conducted) (1 Mark per activity)	10	No	0	5



Sr.N	Criteria	Marks Allotted	Observation	Marks Obtained	Committee Marks
20	Percentage of students participating in extension activities with Government Organizations, Non-Government Organizations and programs such as Swachh Bharat, Aids Awareness, Gender Issue, etc. during the year · 1% to 25% (4) Marks · 26 % to 50% (10) Marks · 51 to 75% (12) Marks · ✓ 76% to 100% (15) Marks	15	Yes	15	15
21	Use of Learning Management System	5	Yes	5	0
22	Contribution in Lead College Scheme · ✓ By college as Participant (5) Marks · By College as Conducting authority (3) Marks	5	Yes	5	5
23	Contribution in SUK Journals	5	Yes	2	0
24	No. of Faculty Members assisted for university assessment Total Answer book by each faculty member · ✓ Assessed more than 50% their students admitted in college (5) Marks · Assessed less than 50% their students admitted in college (3) Marks · Assessed exactly admitted students in their college (2) Marks	5	Yes	5	5
25	Participation in Cultural Programme · International Level/National Level (3) Marks · ✓ State Level & University Level (2) Marks	5	Yes	2	0
26	Participation of University sponsored schemes at college level	5	Yes	5	5
	<b>Research -</b>				
1	Financial Assistance provided from college to faculty for research	5	Yes	5	5
2	Organizing workshops / seminars for inculcating research habits amongst teachers	5	Yes	5	5
3	Incubation centers in the Institutions	3	Yes	2	2
4	Leave and other incentives provided to teachers for research	3	Yes	2	2
5	The teachers benefited under FIP scheme of UGC during last three year.	5	No	0	0
6	Workshops / seminars organized during last three years for inculcating research habits amongst students	3	Yes	3	3
7	Research competitions, quiz etc. organized for students during last three years	5	Yes	5	5
8	Motivation for participation to students in research events like Avishkar etc.	3	Yes	3	3
9	Financial assistants provided to students for research activities from the institution	5	Yes	2	0
10	Participation in SUK sponsor research Scheme	5	Yes	1	0
11	Prospective Plans achieved by the College	2	Yes	1	2
	<b>Sports -</b>				

Sr.N	Criteria	Marks Allotted	Observation	Marks Obtained	Committee Marks
2	Extra coaching provided to sportsman for particular Sports.	3	Yes	2	2
3	Financial assistant for dietary food, travelling etc. to sports students.	3	Yes	2	1
4	Organized workshops / Seminars for sports students.	2	Yes	2	2

**Grade :-**

81% and Above = A+

71% to 80% = A

61% to 70% = B

51% to 60% = C

50% and Below = D

**College Marks**

**Committee Mark**

Total Marks :- 300.00

Mark's of obtained :- 245.00

Percentage Of marks :- 81.67%

230.00

76.67%

Grade :- A+

A

*Patil*  
Dr. V. V. Patil  
Jaywant Mahavidyalaya,  
Ichalkarji

*Bhosale*  
Prin Dr. Bhosale Aeti vijay  
Chh. Shivaaji college of ed. Ichalkarji



### C: Output (100 Marks)

Sr.N	Criteria	Marks Allotted	Observation	Marks Obtained	Committee Marks
1	Average result of final year of last year. <ul style="list-style-type: none"> <li>✓ 91% to 100% Result (10) Marks</li> <li>81% to 90 % Result (8) Marks</li> <li>71% to 80% Result (6) Marks</li> <li>61% to 70% Result (4) Marks</li> <li>60% &amp; Below Result (2) Marks</li> </ul>	10	Yes	10	10
2	No. of students passed in first class and above in final year (last year) <ul style="list-style-type: none"> <li>✓ 71% to 100 % (5) Marks</li> <li>51% to 70 % (3) Marks</li> <li>26% to 50 % (2) Marks</li> <li>25% to 1 % (1) Marks</li> </ul>	5	Yes	5	5
3	No. of students in University merit list in final year (last year) (1 Mark for each student in Merit List) (Maximum 5 Marks)	5	No	0	0
4	Percentage of student progression to higher education (previous graduating batch) A. UG to PG/ B. PG to M. Phil/Ph. D: C. PhD to Post doctoral: <ul style="list-style-type: none"> <li>✓ 61% to 100% (5) Marks</li> <li>41% to 60% (4) Marks</li> <li>21% to 40% (3) Marks</li> <li>20% &amp; Less (2) Marks</li> </ul>	5	Yes	5	3
5	Percentage of students qualifying in state/ national/ international level examinations during the year (e.g.: NET/SLET/GATE/ GMAT/ CAT/ GRE/TOEFL/Civil Services/State government examinations) <ul style="list-style-type: none"> <li>No of appeared students</li> <li>No of Qualified students</li> <li>✓ Above 2% (of appeared students) (5) Marks</li> <li>Less than 2% (of appeared students)- (2) Marks</li> </ul>	5	Yes	5	2
6	Percentage of placement of outgoing students during the last year Name of the employer with contact details Number of students placed Name of the employer with contact details Number of students placed <ul style="list-style-type: none"> <li>31 % To 100% (5) Marks</li> <li>✓ 21 to 30% (3) Marks</li> <li>11 to 20 % (2) Marks</li> <li>1 to 10% (1) Marks</li> </ul>	5	Yes	3	2
7	Number of research papers published in the Journals notified on UGC website during the years (ISSN Only- (Total Papers ÷ Total Teachers) ×100 <ul style="list-style-type: none"> <li>No of Paper published</li> <li>Per teacher Three Papers-76 % to 100 % (10) Marks</li> <li>✓ Per teacher Two Papers - 51% to 75 % (8) Marks</li> <li>Per teacher One Paper - 26 % to 50 % (5) Marks</li> <li>Per teacher Below One Paper – 1% to 25% (2) Marks</li> </ul>	10	Yes	8	2
8	Books and chapters in edited volumes / books published, and papers in national / international conference-proceedings per teacher during the year (ISBN / ISSN Only) <ul style="list-style-type: none"> <li>Number of papers Published in Proceeding during Year- / 1 Mark per Paper. Maximum 5 Marks\</li> </ul>	15	Yes	10	5

Gr.N	Criteria	Marks Allotted	Observation	Marks Obtained	Committee Marks
9	No. of faculty members presented papers in symposium / workshop / conference / seminar in last year. (1 Mark per Paper, Maximum 5 Marks)	5	Yes	5	3
10	No. of Faculties contributed as resource persons at QIP/symposium /workshop / conference / seminar in last year. (1 Mark per Resource Person, Maximum 5 Marks)	5	Yes	5	2
11	No. of Students Completed M. Phil/Ph. D under the guidance of faculty Members in College. (1 Mark per Student, Maximum 5 Marks)	5	Yes	2	0
12	No. of Major/Minor Research Projects undertaken by faculty. (1 Mark per Project, Maximum 5 Marks)	5	Yes	1	0
13	Number of awards and recognition received by faculty from Government /recognized bodies during the year (1 Mark per Award/Recognitions) Total Number of Awards & Recognitions :	5	Yes	5	4
14	Number of awards/medals for outstanding performance in sports/cultural activities at university/state/national/international level etc. (award for a team event should be counted as one) during the year ·International (Sports/ Cultural) (3) Marks ·National (Sports/ Cultural) (2) Marks	5	No	0	1
15	Sports Scholarship received by the college during last year.	5	No	0	0
16	Percentage of students benefitted by Vocational Education and Training (VET)/Skill education/professional education during the year ·51 to 100% (5) Marks ·26 to 50% (3) Marks ·1% to 25 % (2) Marks	5	Yes	3	5

**Grade :-**

81% and Above = A+

71% to 80% = A

61% to 70% = B

51% to 60% = C

50% and Below = D

	College Marks	Committee Mark
Total Marks :-	100.00	
Mark's of obtained :-	67.00	44.00
Percentage Of marks :-	67.00%	44.00%
Grade :-	B	D

*Pati*  
Dr. V.V. Pati)  
Jaywant Mahavidyalaya,  
Ichalkarji

*Bhosale*  
Prin. Dr. Bhosale Aek Vijay  
Chh-shivaji college of education  
Pekadi